

800-2600nm 1mm InGaAs PIN Photodiode

Version: 3.1 17-06-01


Model: LSIPD26-1

Features:

- Low noise, High reliability
- 800-2600nm wide wavelength range
- Active diameter 1mm
- Hermetic package TO46 Can or with receptacle or with fiber coupling

Applications:

- Gas Analyzer
- Environment measurement
- Optical sensor, Temperature sensing
- Covert IR sensing, Spectrography
- Medical and Chemical analysis
- Optical power meter, Space light detect equipment



Absolute maximum ratings:

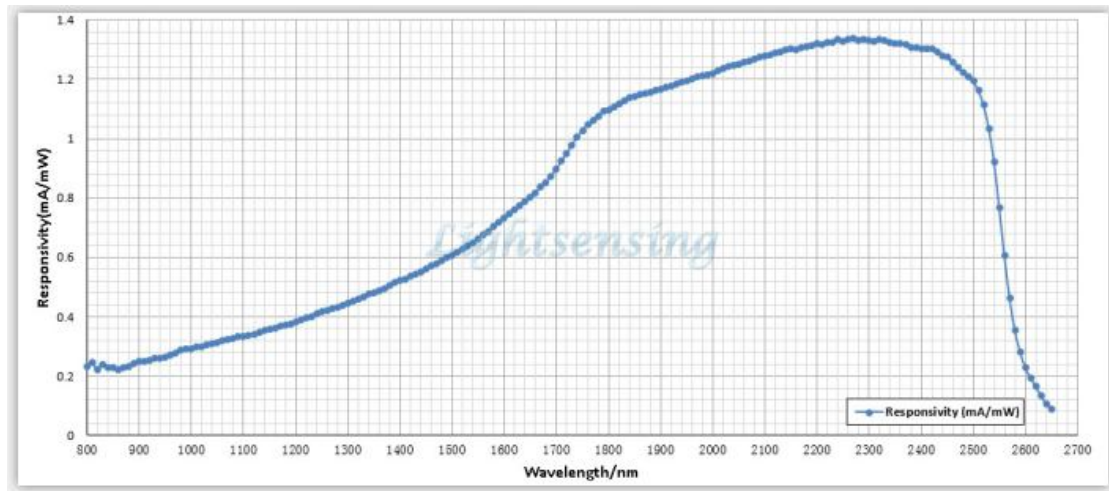
parameter	symbol	value	unit
Operating temperature	Top	-40~+85	℃
Storage temperature	Tstg	-50~+125	℃
Forward current	I _f	10	mA
Reverse voltage	V _R	0.2	V
Soldering temperature(time)	Ts (10s)	260	℃

Electrical and optical characteristics:(T=25℃)

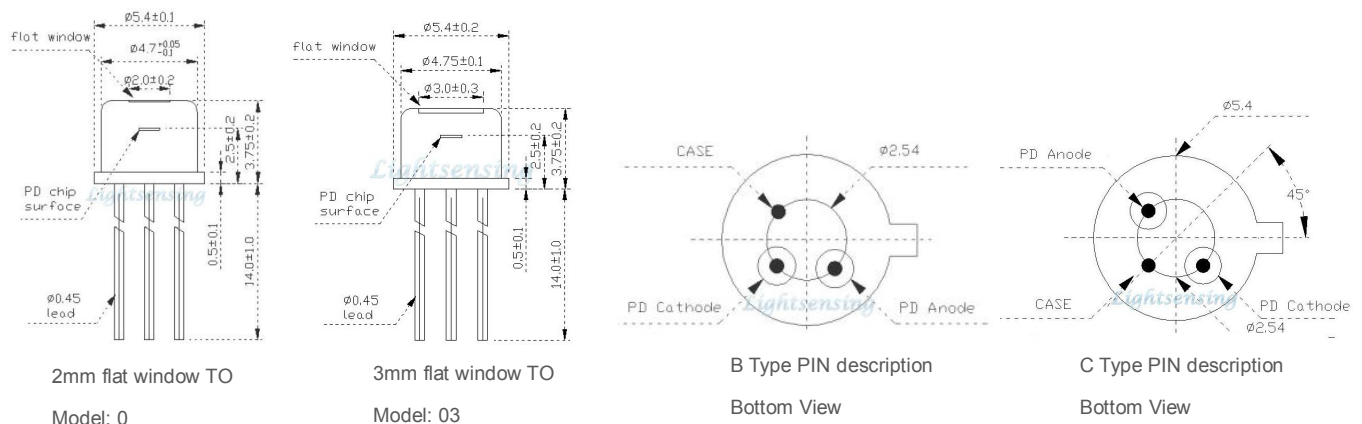
parameter	symbol	unit	Value (typ.)
Active diameter	Φ	mm	1
Spectral range	λ	nm	800-2600
Responsivity	Re (V _R =0.1V,λ=850nm)	mA/mW	0.21
	Re (V _R =0.1V,λ=1310nm)	mA/mW	0.45
	Re(V _R =0.1V,λ=2300nm)	mA/mW	1.3
	Re(V _R =0.1V,λ=2600nm)	mA/mW	0.23
Response time	Tr (R _L =50Ω, V _R =0.1V)	ns	25
Dark current	I _D (V _R =0V)	uA	0.3
	I _D (V _R =0.1V)	uA	1
Reverse Breakdown voltage	V _{BR} (I _R =10uA)	V	1
Junction capacitance	C _j (f=1MHz, V _R =0V)	pF	150
	C _j (f=1MHz, V _R =0.1V)	pF	130
Saturated Optical Power	Ps(V _R =0.1V)	mW	8
Operating voltage	V _R	V	0-0.1
Shunt impedance	Rsh (V _R =10mV)	KΩ	15
package	Hermetic package TO46 Can or with receptacle or fiber coupling		

NOTICE: The above product specifications are subject to change without notice.

The typical Sensitivity curve



TO package and Lead



Note: In order to get other dimensions, please contact us.

Order information

<div> <div>LSIPD26-1-X-X</div> <div> <div>B=B Type PIN description</div> <div>C=C Type PIN description</div> </div> </div>	X=0	TO-46 Can with 2mm flat window cap
	X=03	TO-46 Can with 3mm flat window cap
	X=SMFA/P	TO-46 Can with SM Fiber coupling with FC-APC/FC-PC connector
	X=SMSA	TO-46 Can with SM Fiber coupling with SC-APC connector
	X=5MMFA/P	TO-46 Can with 50um MM Fiber coupling with FC-APC/FC-PC connector
	X=6MMFA/P	TO-46 Can with 62.5um MM Fiber coupling with FC-APC/FC-PC connector
	X=10MMFA/P	TO-46 Can with 105um MM Fiber coupling with FC-APC/FC-PC connector
	X=20MMFA/P	TO-46 Can with 200um MM Fiber coupling with FC-APC/FC-PC connector
	X=CWFC	TO-46 Can with replaceable receptacle with FC connector
	X=CWSC	TO-46 Can with replaceable receptacle with SC connector
	X=CWLC	TO-46 Can with replaceable receptacle with LC connector
	X=CWST	TO-46 Can with replaceable receptacle with ST connector
	X=2JKFC	TO-46 Can with fixed receptacle with FC connector and 2 pieces of fix holes
	X=4JKFC	TO-46 Can with fixed receptacle with FC connector and 4 pieces of fix holes
	X=Other	By customer's request

The cautions